

Software Update for da Vinci Xi and da Vinci X: Key Changes

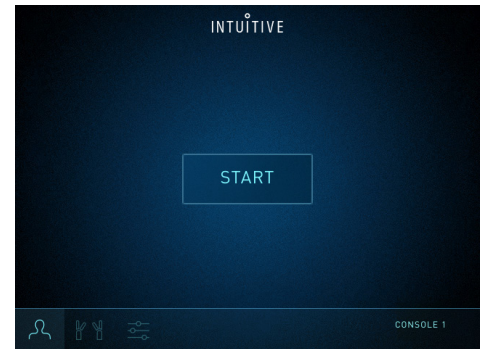
Software Version: da Vinci OS4 v10

Representative changes in this update are described below. For more details, refer to the user manual(s).

Intuitive Accounts UI Redesign

Improvements have been made to Intuitive Accounts login process. The user interface has been updated with the following changes:

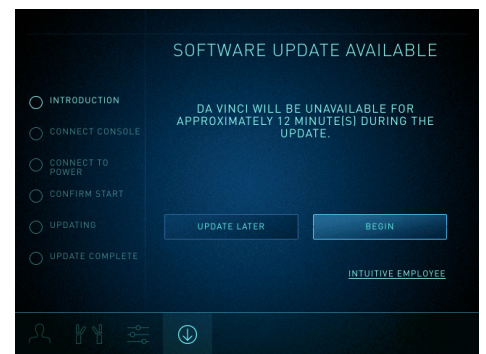
- Procedure list, energy presets, and ergonomics settings selection screens have been redesigned
- New users can now quickly import settings from their Console-only account to their Intuitive Account
- Multiple procedures can be selected on the Procedure tab
- Procedure list includes My Cases list: a surgeon-specific procedure list with recently performed procedures
- The new Overview screen provides the ability to review list of procedure(s) selected, energy presets, and ergonomics.



OS4 Da Vinci Update Tool (DUT) Enhancements

Enhancements have been made to the da Vinci Update Tool to encourage customer-led updates and provide customers access to the latest Intuitive products. The da Vinci Update Tool has been updated with the following changes:

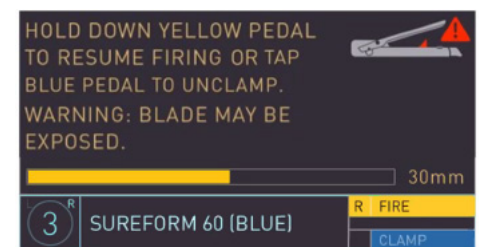
- A PIN code is no longer required for customers to perform software updates
- Guidance during the update process has been updated for clarity
- A notification banner will appear on the Vision Cart touchscreen when an update is available and the system is not in use for a case



Note: Available when the first DUT package is released.

SureForm Stapler

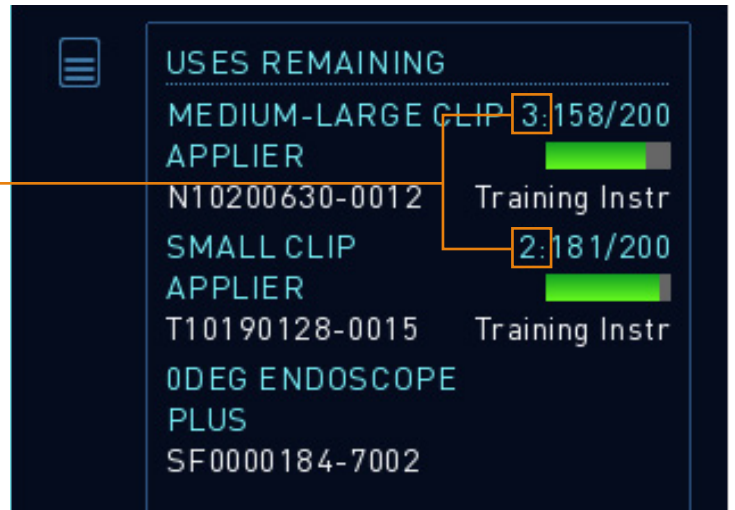
An alternative method is available to surgeons to unclamp from tissue after interrupting the firing sequence. Firing will halt if Emergency Stop is pressed. Upon recovery from the Emergency Stop, surgeons will have the option to either unclamp the stapler or continue firing the stapler.



Clip Applier

The Clip Applier information in the Uses Remaining section on the VSC will now display the number of fires in each case in addition to the number of remaining fires.

Number of fires in each case

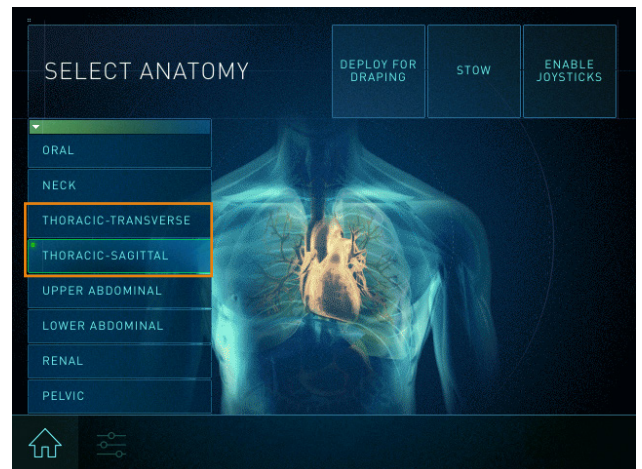


Patient Cart Helm Selections

Two anatomy selection names on the Patient Cart helm have been updated to the following:

- **Cardiac** has been renamed to **Thoracic-Sagittal**
- **Thoracic** has been renamed to **Thoracic-Transverse**

Note: This change only affects the anatomy selection names. The position of the system during deployment will remain unchanged.



Integrated Table Motion (ITM)

The Hillrom table will now move faster during undocked motion. Standalone mode will now timeout after 3 minutes of no activity rather than 7 seconds.



Disclosures

Training provided by Intuitive is limited to the use of Intuitive technology, instruments, and accessories. It does not replace the necessary medical training and experience required to perform procedures. Before performing any procedure using Intuitive technology, physicians are responsible for receiving sufficient training to ensure that they have the skill and experience necessary to protect the health and safety of their patients. Intuitive technology should only be used by physicians and staff who have received specific training in the use of Intuitive technology. Prior to using any training materials, refer to Intuitive Learning to ensure you are using the most up-to-date revision and that the software version of the training matches the software version installed on your system. There may be instances in which certain training content or activities listed above may not be available. For example, activities that require case history (e.g., videos or observations) may not be immediately available following a new product launch. In those cases, if you wish for additional training, please consult with your hospital and/or work with your Intuitive representative to explore alternative training activities.

In the U.S., for important safety information, indications for use, risks and full cautions and warnings, please refer to the user manual(s) and www.intuitive.com.

In all other regions, for important safety information, indications for use, risks and full cautions and warnings, please refer to the user manual(s).

© 2022 Intuitive Surgical Operations, Inc. All rights reserved. Product and brand names/logos are trademarks or registered trademarks of Intuitive Surgical or their respective owner. See www.intuitive.com/trademarks.